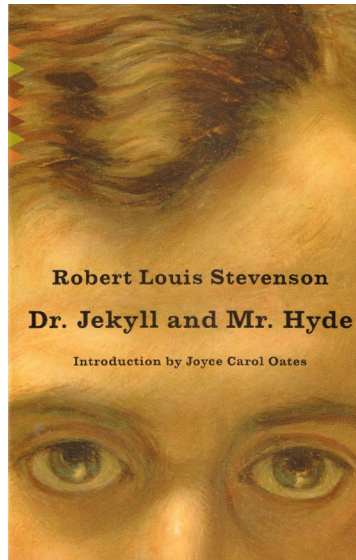


Dr. Jekyll and Mr. Hyde



By

Robert Louis Stevenson

A Novel Study
by Joel Michel Reed

Dr. Jekyll and Mr. Hyde

By Robert Louis Stevenson




Table of Contents


Suggestions and Expectations	3
List of Skills	4
Synopsis / Author Biography	5
Student Checklist	6
Reproducible Student Booklet	7
Answer Key	47

About the author: Joel Reed has over 50 published novel studies and is the co-author of three novels. For more information on his work and literature, please visit the websites www.reedpublications.org and www.novelstudies.org.

Copyright © 2016 Joel Reed
All rights reserved by author.
Permission to copy for single classroom use only.
Electronic distribution limited to single classroom use only.
Not for public display.

Dr. Jekyll and Mr. Hyde

By Robert Louis Stevenson



Suggestions and Expectations

This curriculum unit can be used in a variety of ways. Each chapter of the novel study focuses on 1-2 chapters of **Dr. Jekyll and Mr. Hyde** and is comprised of five of the following activities:

- Before You Read
- Vocabulary Building
- Comprehension Questions
- Language Activities
- Extension Activities

Links with the Common Core Standards (U.S.)

Many of the activities in this unit are supported by the Common Core Standards. For instance the *Reading Standards for Literature, Grade 5*, makes reference to

- a) determining the meaning of words and phrases. . . including figurative language;
- b) explaining how a series of chapters fits together to provide the overall structure;
- c) compare and contrast two characters;
- d) determine how characters . . . respond to challenges;
- e) drawing inferences from the text;
- f) determining a theme of a story . . . **and many others.**

A principal expectation of the unit is that students will develop their skills in reading, writing, listening and oral communication, as well as in reasoning and critical thinking. Students will also be expected to provide clear answers to questions and well-constructed explanations. It is critical as well that students be able to relate events and the feelings of characters to their own lives and experiences and describe their own interpretation of a particular passage.

A strength of the unit is that students can work on the activities at their own pace. Every activity need not be completed by all students. A **portfolio cover** is included (p.7) so that students may organize their work and keep it all in one place. A **Student Checklist** is also included (p.6) so that a record of completed work may be recorded.

Dr. Jekyll and Mr. Hyde

By Robert Louis Stevenson

List of Skills

Vocabulary Development

1. Locating descriptive words / phrases
2. Listing synonyms/homonyms
3. Identifying / creating *alliteration*
4. Use of capitals and punctuation
5. Identify *foreshadowing*.
6. Identify *personification*
7. Use of singular / plural nouns
8. Listing compound words
9. Identifying parts of speech
10. Identifying syllables
11. Identify/create *similes*
12. Identify anagrams

Setting Activities

1. Summarize the details of a setting

Plot Activities

1. Complete a *time line* of events
2. Identify conflict in the story
3. Complete Five W's Chart
4. Identify *cliffhangers*
5. Identify the climax of the novel.

Character Activities

1. Determine character traits
2. Identify the protagonist
3. Relating personal experiences
4. Compare two characters

Creative and Critical Thinking

1. Research
2. Write a newspaper story
3. Participate in a talk show
4. Compare the book and movie.
5. Write a description of personal feelings
6. Write a book review
7. Complete an Observation Sheet
8. Complete a KWS Chart

Art Activities

1. A Storyboard
2. Create a collage
3. Create an Information Card
4. Design a cover for the novel
5. Create a comic strip

Dr. Jekyll and Mr. Hyde

By Robert Louis Stevenson

Synopsis

Robert Louis Stevenson's thrilling tale of the mild-mannered Dr. Jekyll and his evil double, Mr. Hyde, is one of the most famous horror stories in English literature. It is also a profound and fascinating fable of the divided self that continues to seize readers' imaginations. This story of a misguided genius who brings his doppelganger to life brilliantly dramatizes inner conflict and the capacity for violence and evil in every soul. An instant sensation on its first publication in 1886, Stevenson's spine-chilling novella has given rise to countless adaptations on stage and screen over the past century, but none can match the power and dark complexity of the original. (Courtesy of the publisher – Vintage Classics)

A complete synopsis and other helpful reviews can be found on the following website:
https://en.wikipedia.org/wiki/Strange_Case_of_Dr_Jekyll_and_Mr_Hyde

Author Biography


Robert Louis Stevenson

Robert Louis Stevenson has written a number of well known novels throughout the course of his lifetime, including *Kidnapped*, *The Black Arrow*, *Prince Otto*, *The Strange Case of Dr Jekyll and Mr Hyde*, and *The Wrong Box*. He also wrote a number of short stories and fables, and was a talented poet and world traveler.

Born on November 13, 1850 in Edinburgh Scotland, he was the son of Thomas Stevenson (a lighthouse engineer) and Margaret Isabella Balfour. It is said that Stevenson comes from a long line of lighthouse engineers. Robert's grandfather and great uncles were all in the same business.


At the age of 25 Robert Louis Stevenson met for the first time Fanny Van de Grift Osbourne. Unfortunately for him, his future sweetheart happened to be married at the time. After several years of separation, they once again had become reacquainted after a painful separation and divorce from Fanny and her husband. The couple eventually married May 1880.

During most of Robert's childhood he fought a number of illnesses which remained with him throughout his adulthood. Many believed Stevenson was diagnosed with bronchiectasis or sarcoidosis. Eventually Robert would suffer a massive cerebral hemorrhage and die at the age of 44.



Dr. Jekyll and Mr. Hyde

By Robert Louis Stevenson

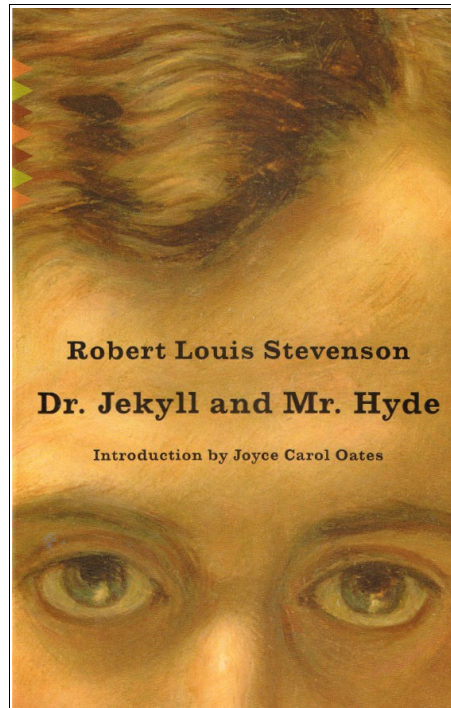


Student Checklist

Student Name: _____

Assignment	Grade/Level	Comments

Dr. Jekyll and Mr. Hyde




By Robert Louis Stevenson

Name: _____

Dr. Jekyll and Mr. Hyde

By Robert Louis Stevenson



Chapter 1



Before you read the chapter:

Briefly predict what you believe the plot-line of *Dr. Jekyll and Mr. Hyde* will be about.



Vocabulary:

Draw a straight line to connect the vocabulary word to its definition. Remember to use a straight edge (like a ruler).

1. Austere
2. Heresy
3. Kinsmen
4. Demeanour
5. Undemonstrative
6. Coquetry
7. Affirmative
8. Apothecary
9. Propriety
10. Apocryphal

- A. A man who is one of a person's blood relations.
- B. A person who prepared and sold medicine.
- C. Opinion at odds with what is generally accepted.
- D. Flirtatious or complimentary behaviour.
- E. Severe or strict in manner or attitude.
- F. Doubtful authenticity, although considered true.
- G. Outward behaviour or bearing.
- H. Agreeing with or consenting to a statement.
- I. Not tending to express feelings/affection openly.
- J. Conformity to conventionally accepted standards of behaviour or morals.

Questions



1. Briefly describe the setting of the story as Chapter One begins.

2. Circle the correct narrative that the novel follows, and the reason for your choice.

First Person Second Person Third Person

3. What do you think Mr. Utterson meant when he made the following statement:
“I incline to Cain's heresy, I let my brother go to the devil in his own way.”

4. Briefly describe what happened when the strange man walked over the little girl.

5. What do you think is behind the mysterious door described in Chapter One?



Language Activity

A. A **simile** is a comparison using the words 'like' or 'as'. The following is an example of a simile taken from Chapter One of *Dr. Jekyll and Mr. Hyde*:

"His friends were those of his own blood or those whom he had known the longest; his affections, like ivy, were the growth of time, they implied no aptness in the object."

What two things are being compared in this example?

--	--

Invent two of your own **similes** comparing two different people or objects with something from your own imagination:

1
2

B. PERSONIFICATION is giving human qualities to something that is not human. We find an example of this in Chapter One of our novel: *"Two doors from one corner, on the left hand going east the line was broken by the entry of a court; and just at that point a certain sinister block of building thrust forward its gable on the street."*

Why do you think personification is a popular literary device used by many authors?

Create your own example of personification.

C. The Eight Parts of Speech

Find at least four examples of each of the eight parts of speech from Chapter One and list them in the appropriate section of the chart below.

Interjections		
Nouns		
Pronouns		
Conjunctions		
Prepositions		
Adjectives		
Adverbs		
Verbs		

Fascinating Facts

Dr. Jekyll and Mr. Hyde has been the inspiration for countless writers throughout the last century. One such example comes from a popular *Looney Tunes* short called *Hyde and Hare*. The main character was intentionally written to resemble Mr. Hyde from our story. He even shares many of the same personality traits! Upon seeing Mr. Hyde for the first time, Bugs Bunny remarked: “*You don't look so good, it's about time you came to see the doctor!*”



Extension Activity

Storyboard

A storyboard is a series of pictures that tell about an important event in a story. A storyboard can tell the story of only one scene – or the entire novel.

Complete the storyboard below illustrating the events described in the Chapter One of our novel. You may wish to practice your drawings on a separate piece of paper.

1	2
3	4
5	6